



Visit the Kentucky Region Website at:
<http://kypca.org>



Kentucky Region Porsche Club Fall Festival Driver Education Event September 2022



<http://porsche.bluegrassauto.com>







Friday September 9th	
6:30	Track Gate Opens
7:00	Tech and Registration Opens
8:00	Mandatory All Hands Meeting
9:00	Group 1
9:30	Group 2
10:00	Group 1
10:30	Group 2
11:00	Group 1
11:30	Group 2
12:00	Lunch Break
1:00	Group 1
1:30	Group 2
2:00	Group 1
2:30	Group 2
3:00	Corner Worker Break
3:15	Group 1
4:00	Group 2
5:00	Track Closed
5:30	Must Vacate Track
6:00	Track Gates Closed
7:00	Dinner Party at the Indianapolis Airport Suites in Plainfield Hosted by Blue Grass Motorsports
	Tech Inspection Open
	Registration Open
9:00	Tech Inspection and Registration Closed

Saturday September 10th					
6:30	Track Gate Opens				
7:00	Tech and Registration Open				
8:00	Mandatory All Hands Meeting				
8:30	Run Group Meetings (Instructor - Red - Blue)				
	Instructor	Red - I	Blue - I	Yellow	Green
9:00	Track				Class
9:25			Track		
9:50	Instruct				Class
10:15		Track			
10:40	Instruct			Track	
11:05	Corner Worker Break				
11:15	Track				
11:40			Track		
12:05	Instruct				Track
12:30		Track			
12:55	Instruct			Track	
1:20	Lunch Break and Track Tour				
2:05	Track				Class
2:30			Track		
2:55	Instruct				Class
3:20		Track			
3:45	Instruct			Track	
4:10	Corner Worker Break / All Hands Ice Cream				
4:25	Track				
4:50			Track		
5:15	Instruct				Track
5:40		Track			
6:05	Instruct			Track	
6:30	Track Closed				
7:00	Must Vacate Track				
7:30	Track Gates Locked				
7:30	Blue Grass Party at Indianapolis Airport Suites				

Sunday September 11th					
7:00	Track Gate Opens				
8:00	Mandatory All Hands Meeting				
8:30	Run Group Meetings (Instructor - Red - Blue)				
	Instructor	Red - I	Blue - I	Yellow	Green
9:00	Track				Class
9:25			Track		
9:50	Instruct				Class
10:15		Track			
10:40	Instruct			Track	
11:05	Corner Worker Break				
11:15	Track				
11:40			Track		
12:05	Instruct				Track
12:30		Track			
12:55	Instruct			Track	
1:20	Lunch Break and Track Tour				
2:05	Track				
2:30			Track		
2:55	Instruct				Track
3:20		Track			
3:45	Instruct			Track	
4:10		Track	Track		
4:35	Instruct			Track	Track
5:00	Track Closed				
5:30	Must Vacate Track				
6:00	Track Gate Locked				
Thanks for Attending!					
Please take a moment to thank the staff and everyone who contributes to make our event successful. The Kentucky Region Porsche Club also thanks you for attending and we hope to see you at our next event.					

I = Instructor

<p>Administrative Staff</p> <p>Jeremy Miller, Mark Bos, Richard Darnell</p> <p>Event Chairs</p> <p>Chief Instructor Chuck Hicks</p> <p>Safety Chair Jason Miller</p> <p>Grid Chief Dan Stewart</p> <p>Classroom Instructor Mark Lichteferd</p> <p>Chief Tech Shawn Collier</p> <p>Registration Desk Gene Hoffman, Amy Worthington</p> <p>Announcer T.H. Morris</p> <p>Blue Grass Sponsorship Chair Randy Biery</p>
--

Track Flags	
<p>The solid green flag is displayed to indicate the start of a session. During a session, it is displayed at the end of a caution period to indicate that the session is restarting.</p>	
<p>The solid yellow flag, or caution flag, universally requires drivers to slow down due to a hazard on the track. When shown at a station, drivers are prohibited from passing until either the hazard or the next flag station displaying a green flag is passed.</p>	
<p>The yellow and red striped flag is displayed stationary at local flag stations to indicate that there is something on the track which could reduce grip or cause a car to lose control</p>	
<p>The solid red flag is displayed when conditions are unsafe to continue the session. Cars must proceed safely to the nearest safe spot on the track within view of a corner worker and stop. The corner worker will direct you when it's safe to proceed</p>	
<p>The solid black flag is used to summon a driver to the pits. Black flags can be waved at all observation posts simultaneously to order all drivers to clear the track.</p>	
<p>A blue flag with a diagonal yellow stripe informs a driver that a faster car(s) is approaching and that the driver should allow one or more faster cars to pass.</p>	
<p>The checkered flag is displayed at the finish line to indicate that the current session has been completed. Upon seeing the checkered flag and crossing the finish line, drivers should ease off the gas gently and continue around the track for their cool down lap.</p>	